






4

FIRE FIGHTING EQUIPMENT SIGNS

Type	Description & execution	Example
Fire Safety 	<p>Colours: A Red square or oblong with white symbol or white pictogram</p> <p>Shape Square oblong</p> <p>Purpose To describe location of fire extinguishing equipment</p> <p>Meaning Location / type of fire fighting equipment</p> <p>Message Access and use in the event of fire</p>	<div style="display: flex; flex-wrap: wrap; justify-content: space-around;"> <div style="text-align: center;">  FIRE EXTINGUISHER </div> <div style="text-align: center;">  HOSE REEL </div> <div style="text-align: center;">  FIRE PHONE </div> <div style="text-align: center;">  FIRE ALARM </div> </div>

FIRE FIGHTING EQUIPMENT SIGNS

Available in
Photoluminescent,
Reflective &
Standard

Fire Fighting Equipment Signs

Size (mm)

- A - 150 X 150
- B - 200 X 200
- C - 300 X 300
- D - 400 X 400

Or custom size in proportion of 1:1



AAF 002 161



AAF 002 162



AAF 002 163



AAF 002 164

Size (mm)

- A - 150 X 100
- B - 300 X 200
- C - 450 X 300

Or custom size in proportion of 3:2

Size (mm)

- A - 200 X 100
- B - 300 X 150
- C - 400 X 200

Or custom size in proportion of 2:1



AAF 002 173



AAF 002 174



AAF 002 165



AAF 002 166



AAF 002 167



AAF 002 168



AAF 002 175



AAF 002 176



AAF 002 177



AAF 002 169



AAF 002 170



AAF 002 171



AAF 002 172

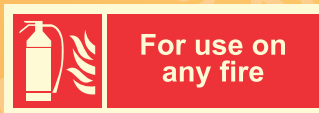
Size (mm)

- A - 200 X 100
- B - 300 X 150
- C - 400 X 200

Or custom size in proportion of 2:1



AAF 002 178



AAF 002 179



AAF 002 180



AAF 002 181



AAF 002 182



AAF 002 183



AAF 002 184



AAF 002 185

D-2

FIRE FIGHTING EQUIPMENT SIGNS

Available in
Photoluminescent,
Reflective &
Standard

Fire Point & Fire Alarm Signs

Size (mm)

A -150 X 150
B-200 X 200
C-300 X 300

Or custom size in
proportion of 1:1




AAF 002 186



AAF 002 187



AAF 002 188



AAF 002 189

Size (mm)

A -100 X 150
B-200 X 300
C-300 X 450

Or custom size in
proportion of 2:3
or 3:2



AAF 002 190



AAF 002 191



AAF 002 192



AAF 002 193



FBE 01



FBS 01

Size (mm)

A -70 X 210
B-100 X 300
C-150 X 450

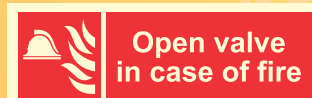
Or custom size in
proportion of 1:3



AAF 002 194



AAF 002 195



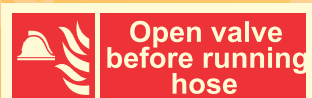
AAF 002 196



AAF 002 197



AAF 002 198



AAF 002 199



AAF 002 200



AAF 002 201



AAF 002 202



AAF 002 203



AAF 002 204



AAF 002 205



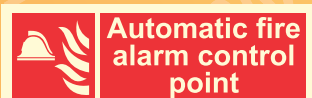
AAF 002 206




AAF 002 207



AAF 002 208



AAF 002 209



AAF 002 210

D-3

FIRE FIGHTING EQUIPMENT SIGNS


Available in
Photoluminescent,
Reflective &
Standard

Fire Point & Fire Alarm Signs

Size (mm)

- A -100 X 100
- B -150 X 150
- C -200 X 200

Or custom size in proportion of 1:1



AAF 002 211



Fire alarm
call point

AAF 002 212



AAF 002 213

In case of fire
break glass

Size (mm)

- A -150 X 100
- B -300 X 200
- C -450 X 300

Or custom size in proportion of 3:2



AAF 002 219

Fire
alarm

Size (mm)

- A -70 X 210
- B -100 X 300
- C -150 X 450

Or custom size in proportion of 1:3



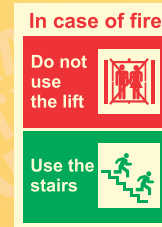
AAF 002 214

In case of fire
break glass



AAF 002 215

Fire alarm
call point



AAF 002 220

In case of fire
Do not use
the lift

Use the
stairs



AAF 002 221

Don't use in
case of fire



AAF 002 216

Mains
electricity
cut off point



AAF 002 217

Local
electricity
cut off point



AAF 002 218


Gas supply
cut off point

Numbers for making fire equipments and other identification requirements

Size (mm)

- A -75 X 150
- B -100 X 200
- C -150 X 300

Or custom size in proportion of 1:2



AAF 002 229

7

AAF 002 230

8

AAF 002 231

9

AAF 002 232

.

AAF 002 233

-

AAF 002 234

/

AAF 002 235

10

AAF 002 222

0

AAF 002 223

1

AAF 002 224

2

AAF 002 225

3

AAF 002 226

4

AAF 002 227

5

AAF 002 228

6

D-4

FIRE SAFETY SIGNS

Available in
Photoluminescent,
Reflective &
Standard

Fire Exit/Safety Signs

"V" signs - the signs with the greatest visibility

Size (mm)

A -100 X 100

B-150 X 150

C-200 X 200

Or custom size in
proportion of 1:1



AAAF 002 236



AAAF 002 237



AAAF 002 238



AAAF 002 239




AAAF 002 240




AAAF 002 241




AAAF 002 242




AAAF 002 243



AAAF 002 244



AAAF 002 245



AAAF 002 246


Size (mm)

A -200 X 100

B-300 X 150

C-400 X 200


Or custom size in
proportion of 2:1



AAAF 002 248



AAAF 002 247



AAAF 002 249

D-5

FIRE EXTINGUISHER STICKERS

Available in
Photoluminescent,
Reflective &
Standard

Fire Extinguisher Information Stickers

Size (mm)

A -100 X 100

B -150 X 150

C -200 X 200

D - 300 X 300

Or custom size in
proportion of 1:1



WATER



Safe for:
Wood, paper
and textiles.



Not for:
Live electrical
equipment.



Not for:
Flammable
liquids.



Not for:
Flammable
metal fires.

AAF 002 250



FOAM SPRAY



Safe for:
Wood, paper
and textiles.



Safe for:
Flammable
liquids.



Not for:
Live electrical
equipment.



Not for:
Flammable
metal fires.

AAF 002 251



WET CHEMICAL



Safe for:
Wood, paper
and textiles.



Safe for:
Cooking oils
and deep fat fries.



Not for:
Live electrical
equipment.



Not for:
Flammable
gases.



Not for:
Flammable
liquids.

AAF 002 252



CARBONDIOXIDE



Safe for:
Flammable
liquids.



Safe for:
Live electrical
equipment.



Not for:
Wood, paper
and textiles.



Not for:
Flammable
metal fires.

AAF 002 253

D-6

FIRE EXTINGUISHER STICKERS

Available in
Photoluminescent,
Reflective &
Standard

Fire Extinguisher Information Stickers

Size (mm)

A - 100 X 100

B - 150 X 150

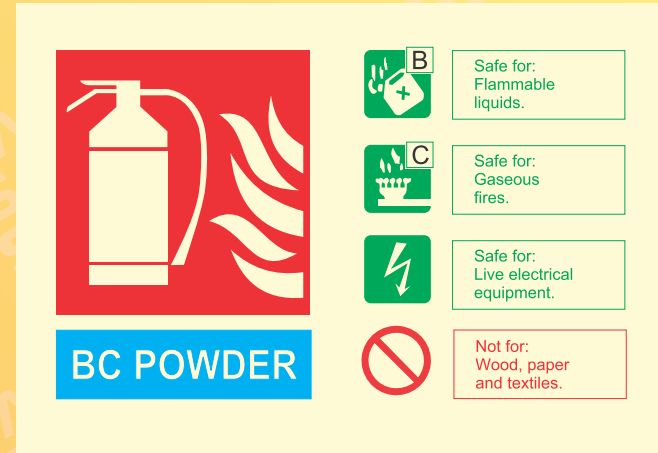
C - 200 X 200

D - 300 X 300

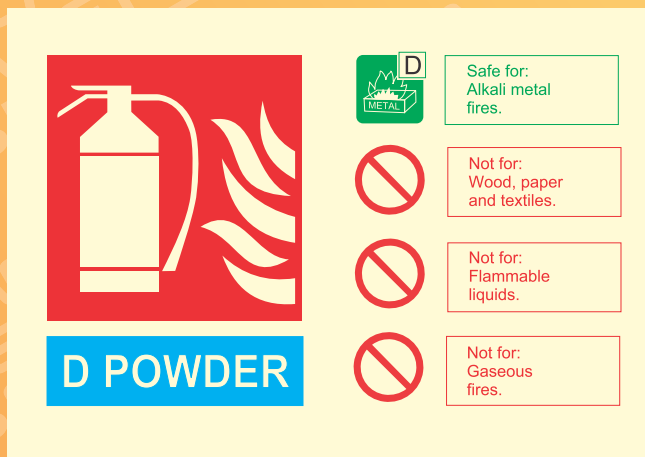
Or custom size in
proportion of 1:1



AAF 002 254



AAF 002 255



AAF 002 256

D-7

FIRE ACTION ROUTINE STICKERS

Available in
Photoluminescent,
Reflective &
Standard

Fire Action Routine Stickers


Size (mm)

A -200 X 100





B-300 X 150




C-400 X 200

Or custom size in
proportion of 2:1




Staff Fire Action Routine

-  1. Operate nearest fire alarm.
-  2. Call the Fire Brigade.
-  3. Fight the fire, if safe and trained to do so.
-  4. Evacuate the building by the nearest available exit.

	DO NOT stop to collect personal belongings.
	DO NOT re-enter until told it is safe to do so.
	In case of fire break glass.

AAF 002 257



Staff Fire Action

On discovering a fire:


1. Dial _____
2. When the fire brigade replies, give the address clearly.
3. Wait until the address has been repeated by the Fire Brigade before replacing the receiver.

On hearing the alarm:





1. Leave the building by the nearest available exit.
2. Remain outside the building until told it is safe to re-enter by a senior Fire Officer.




Remember:
Call the Fire Brigade immediately to every fire or on suspicion of a fire.

AAF 002 258



Staff Fire Action Routine

-  1. Operate nearest fire alarm.
-  2. Call the Fire Brigade.
-  3. Fight the fire, if safe and trained to do so.
-  4. Evacuate the building by the nearest available exit.

	DO NOT use lifts.
	DO NOT stop to collect personal belongings.
	DO NOT re-enter until told it is safe to do so.

AAF 002 259



Fire Action


On discovering a fire:

1. Operate the nearest fire alarm.
2. _____ to call the Fire Brigade.
3. Attack the fire if possible using the appliances provided.
4. Proceed to the assembly point.


On hearing the alarm:

1. Leave the building by the nearest available exit.
2. Close all doors behind you.
3. Report to the assembly point.




YOUR ASSEMBLY POINT IS:



	1. DO NOT take risks.
	2. DO NOT stop to collect personal belongings.
	3. DO NOT return to the building for any reason unless authorised to do so.
	4. DO NOT use lifts.

AAF 002 260




Fire Action



-  1. Operate nearest fire alarm.
-  2. Leave building by the nearest exit.
-  3. Report to assembly point.




	DO NOT stop to collect personal belongings.
	DO NOT re-enter until told it is safe to do so.
	In case of fire break glass.

AAF 002 264



Fire Action

-  1. Operate nearest fire alarm.
-  2. Leave building by the nearest exit.
-  3. Report to assembly point.

	DO NOT use lifts.
	DO NOT stop to collect personal belongings.
	DO NOT re-enter until told it is safe to do so.
	In case of fire break glass.

AAF 002 261

D-8

FIRE ACTION ROUTINE STICKERS

Available in
Photoluminescent,
Reflective &
Standard

Fire Action Routine Stickers


Size (mm)

A -200 X 100

B-300 X 150

C-400 X 200

Or custom size in
proportion of 2:1


Fire Action


In case of fire:

1. Operate the nearest fire alarm.
2. Leave the building by the nearest available exit.
3. Report to the assembly point.

On hearing the alarm:

1. Evacuate the building by the nearest available exit.
2. Close all doors behind you.
3. Report to the assembly point.
4. Remain at the assembly point until authorised to leave.

Remember:
The nearest assembly point is:

 1. **DO NOT** take any risks.
2. **DO NOT** stop to collect personal belongings.
3. **DO NOT** use lifts.

AAF 002 262


Fire Action

-  1. Operate nearest fire alarm.
-  2. Leave building by the nearest exit.
-  3. Proceed to the assembly point at: _____



 **DO NOT** use lifts.

 **DO NOT** stop to collect personal belongings.

 **DO NOT** re-enter until told it is safe to do so.

AAF 002 263


Public Fire Action Routine



-  1. Raise the alarm
-  2. Leave building by the nearest exit.


 **DO NOT** stop to collect personal belongings.


 **DO NOT** re-enter until told it is safe to do so.

AAF 002 265



Public Fire Action Routine

-  1. Operate nearest fire alarm.
-  2. Leave building by the nearest exit.




 **DO NOT** stop to collect personal belongings.

 **DO NOT** re-enter until told it is safe to do so.




AAF 002 266



Fire Action

Any person discovering or suspecting a fire:

-  1. Sound the alarm immediately.
-  2. Dial 999 to call the Fire Brigade.
-  3. Fight the fire, if safe and trained to do so, with the appliances provided.

On hearing the fire alarm:

-  4. Leave the building by the quickest route.
-  5. Close all doors behind you.
-  6. Report to assembly point and remain there.

 1. **DO NOT** take risks.
2. **DO NOT** stop to collect personal belongings.
3. **DO NOT** use lifts.
4. **DO NOT** return to the building for any reason until authorised to do so.

AAF 002 267



Fire Action

On discovering a fire:

-  1. Operate the nearest fire alarm.
-  2. Leave the building immediately and proceed to the assembly point.

On hearing the fire alarm:

-  1. Leave the building by the nearest exit.
2. Close all doors behind you.
3. Go to the assembly point: _____
-  4. Remain at the assembly point in silence until authorised to leave.

 **DO NOT** take risks.

 **DO NOT** stop to collect personal belongings.

AAF 002 268

D-9

FIRE ACTION ROUTINE STICKERS

Available in
Photoluminescent,
Reflective &
Standard

Fire Action Routine Stickers


Size (mm)

A -200 X 100





B-300 X 150


C-400 X 200

Or custom size in
proportion of 2:1




Staff Fire Action Routine


-  1. Operate nearest fire alarm.
-  2. Call the Fire Brigade.
-  3. Fight the fire, if safe and trained to do so.
-  4. Evacuate the building by the nearest available exit.




DO NOT use lifts.



DO NOT stop to collect personal belongings.




DO NOT re-enter until told it is safe to do so.






In case of fire break glass.

AAF 002 269




Public Fire Action Routine


-  1. Operate nearest fire alarm.
-  2. Leave building by the nearest exit.




DO NOT use lifts.



DO NOT stop to collect personal belongings.




DO NOT re-enter until told it is safe to do so.






In case of fire break glass.

AAF 002 270




Fire Action

-  1. Raise the alarm.
-  2. Leave building by the nearest exit.
-  3. Report to the assembly point: _____



DO NOT stop to collect personal belongings.



DO NOT re-enter until told it is safe to do so.

AAF 002 271


Fire action


In case of fire

-  Keep calm and operate the fire alarm
-  Follow the instructions of the security staff
-  Evacuate the building calmly and bend down to avoid smoke
-  Do not use the lifts
-  Report to the assembly point

AAF 002 272

D-10



FIRE EXTINGUISHER COLOUR CODES

Available in
Photoluminescent,
Reflective &
Standard

Fire Exit Signs

Size (mm)

A - 200 X 300

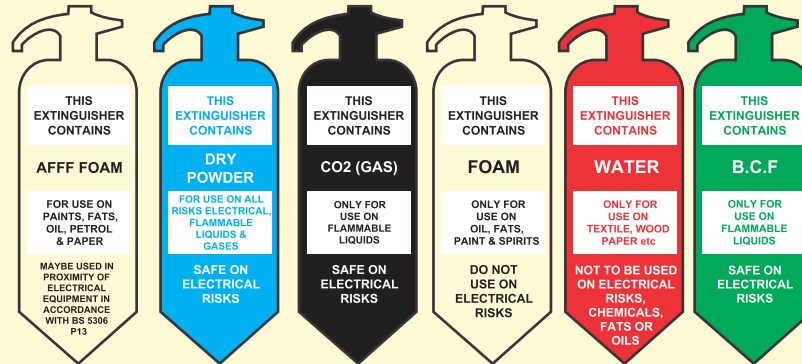
B - 400 x 600

Or custom size in
proportion of 2:3



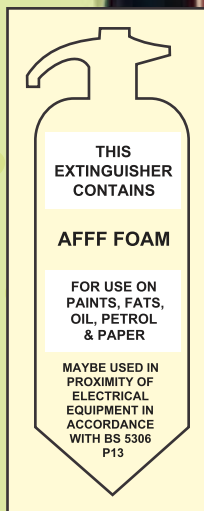
WHAT YOU SHOULD KNOW

FIRE EXTINGUISHER COLOUR CODE



ENSURE YOU USE THE RIGHT EXTINGUISHER FOR THE SITUATION

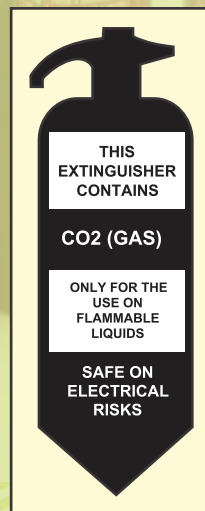
AAF 001 154



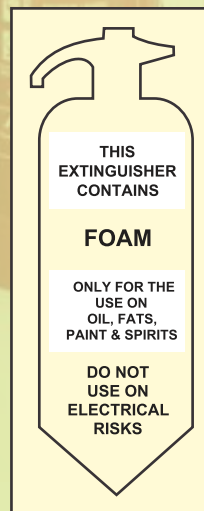
AAF 001 155



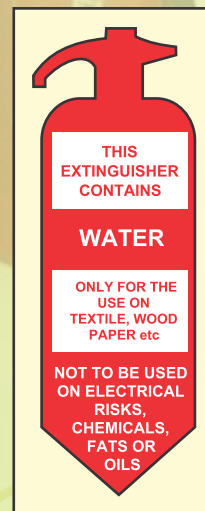
AAF 001 156



AAF 001 157



AAF 001 158



AAF 001 159



AAF 001 160

Size (mm)

A - 250 X 100

Or custom size in
proportion of
2.5:1

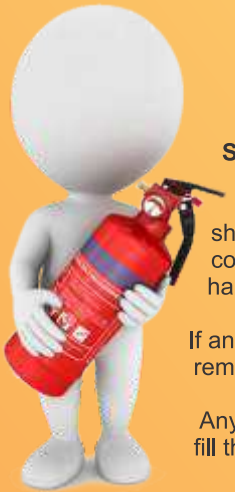
D-11



3RD PARTY SERVICE PROVIDERS



For fire fighting equipment & related accessories
training, seminars & servicing of fire extinguishers.



Sign Industries Ltd. is only providing these sources as a value added service and strongly advises users to use their own means and discretion to verify and confirm their authenticity, reliability and integrity of these companies for any transactions between them. The contact shown here are direct and Sign Industries Ltd is not involved at any level nor obtaining any cut or commission on sales and therefore cannot be held liable for any claims what so ever should it ever happen.



If any of the below mentioned supplier falls short of their professionalism, we request to be notified so their card can be removed from the list.

Any supplier, whether individual or company, local or foreign would like to get listed here, they are welcome and should fill the form in the opportunity section of our website.